



SERVING THE FOOD INDUSTRY SINCE 1951

White Display Freezer, Glass Doors

ITEM: 50029 50030 50031 50075 50087
 MODEL: FR-CN-0012-HC-BK FR-CN-0790-HC-BK FR-CN-1250-HC-BK FR-CN-0045-HC FR-CN-0052-HC-BK



Showcase your products with durable quality and reliable performance.

Designed with both functionality and style, it offers a spacious interior and an attractive product display, making it an ideal choice for any store. The exterior is constructed from durable coated steel, while the interior features a sleek aluminum liner with a stainless steel floor for easy cleaning and enhanced durability.

The self-closing doors help maintain consistent internal temperatures, and bright LED lighting ensures your products are clearly visible. Equipped with adjustable heavy-duty PVC-coated shelves, this freezer offers flexible storage options. The automatic defrosting system ensures hassle-free maintenance, and casters provide easy mobility for convenient placement and cleaning.

FEATURES:


- Exterior Material: Coated steel
- Interior Material: Aluminum liner with stainless steel floor
- Self-closing Double pane glass door
- LED lighting
- Adjustable heavy-duty PVC coated shelves
- Automatic defrost
- With casters

Telephone: 1-800-465-0234

Fax: (905) 607-0234

Email: sales@omcan.com

Website: www.omcan.com



Authorized Dealer

Made in China

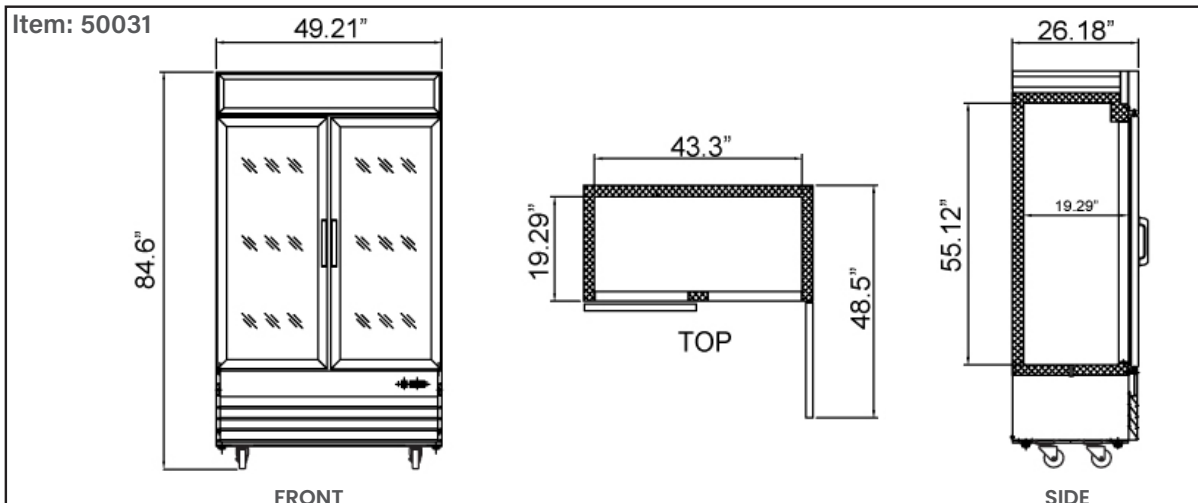
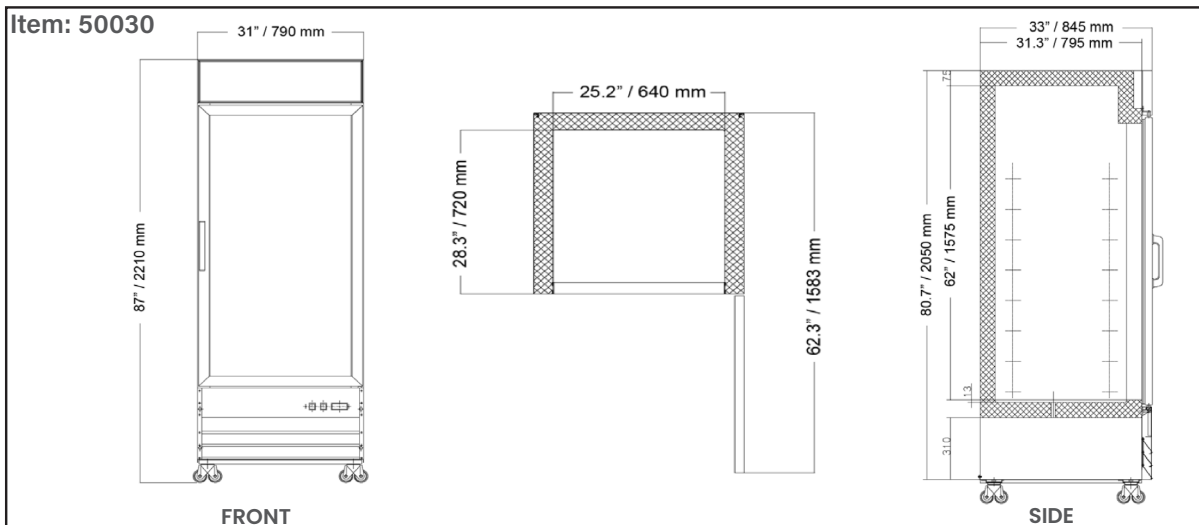
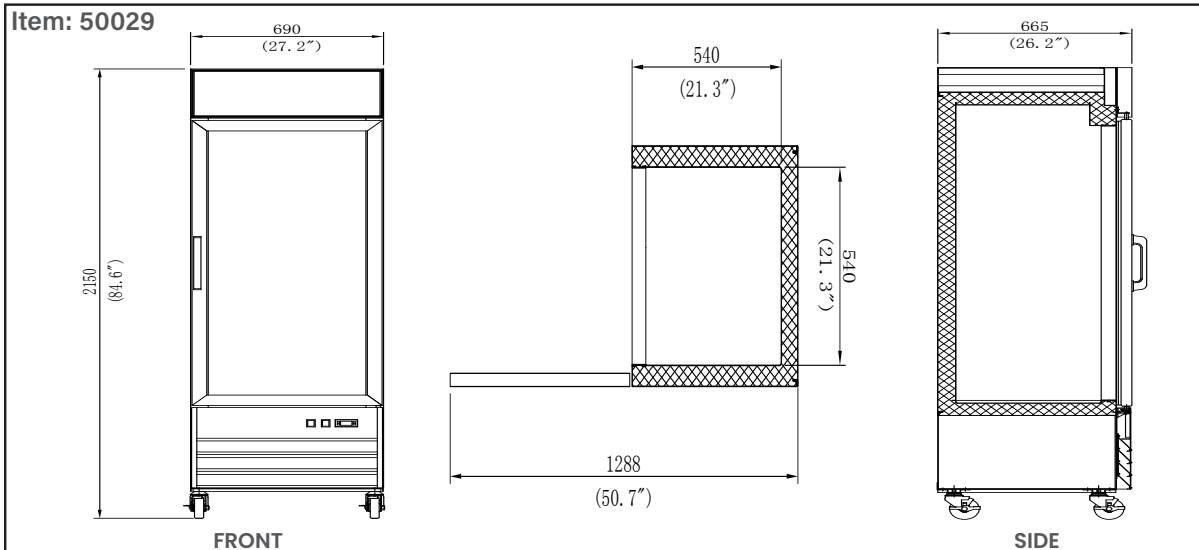
(Version 2025.08)

Page 1 / 4

TECHNICAL SPECIFICATION

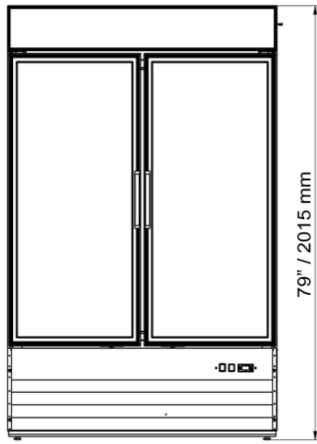
Features	27" Wide/ 13 cu. ft./ 368 L Capacity	31" Wide/ 23 cu. ft./ 648 L Capacity	49" Wide/ 29 cu. ft./ 821 L Capacity	53" Wide/ 45 cu. ft./ 1270 L Capacity	80" Wide/52.3 cu. ft./ 1650 L Capacity
Item	50029	50030	50031	50075	50087
Model	FR-CN-0012-HC-BK	FR-CN-0790-HC-BK	FR-CN-1250-HC-BK	FR-CN-0045-HC-BK	FR-CN-0052-HC-BK
Colour	White				
Capacity	13 cu. ft./ 368 L	23 cu. ft./ 648 L	29 cu. ft./ 821 L	45 cu. ft./ 1270 L	52.3 cu. ft./ 1650 L
Number of Doors	1 Swing Glass Door		2 Swing Glass Door		3 Swing Glass Door
Number of Shelves	4		8	10	12
Shelf Capacity	77 lbs/ 35 kgs	88 lbs / 40 kgs	90 lbs / 41 kgs	95 lbs / 43 kgs	194 lbs / 88 kgs
Electrical	110-120V / 60Hz / 1Ph				
Refrigerant	R290				
Shelf Material	Plastic Coated				
Exterior Material	Painted Coated Steel				
Interior Material	Aluminum Liner				
Insulation Material	C5H10				
Plug Type	NEMA 5-15P				
Number of Casters	4	4	4	4	6
Power	3/4 HP	3/4 HP	3/4 HP	1 HP	2 3/5 HP
Current	8.8 A	9.4 A	9.4A	9.2 A	20 A
Temperature Range	-23 to -18°C / -10 to -0.4°F	-23 to -18°C / -10 to -0.4°F	-23 to -18°C / -10 to -0.4°F	-23 to -18°C / -10 to -0.4°F	-21.7 to -17.8°C / -7 to 0°F
Interior Dimensions (WDH)	21.3" x 19.3" x 55" / 541 x 490 x 1397 mm	25.2" x 28.3" x 62" / 640 x 720 x 1575 mm	43.3" x 19.3" x 55.1" / 1100 x 490 x 1400 mm	47" x 25" x 58" / 1204 x 635 x 1480 mm	73.5" x 23.6" x 59.7" / 1868 x 600 x 1517 mm
Net Weight	374 lbs / 170 kgs	506 lbs / 230 kgs	397 lbs / 180 kgs	573 lbs / 260 kgs	859.8 lbs / 390 kgs
Net Dimensions (WDH)	27.2" x 26.2" x 80.3" / 691 x 665 x 2040 mm	31" x 33" x 87" / 790 x 845 x 2210 mm	49.2" x 26.2" x 84.6" / 1250 x 665 x 2149 mm	53" x 32" x 79" / 1350 x 810 x 2015 mm	30.5" x 79.5" x 80.7" / 775 x 2020 x 2050 mm
Gross Weight	418 lbs / 190 kgs	550 lbs / 250 kgs	452 lbs / 205 kgs	628 lbs / 285 kgs	903.9 lbs / 410 kgs
Gross Dimensions (WDH)	30" x 30" x 87" / 760 x 760 x 2210 mm	48" x 36" x 92" / 860 x 945 x 2260 mm	52" x 30" x 89" / 1310 x 765 x 2260 mm	56" x 36" x 85" / 1420 x 905 x 2160 mm	82" x 34" x 87" / 2100 x 880 x 2230 mm

TECHNICAL DRAWING

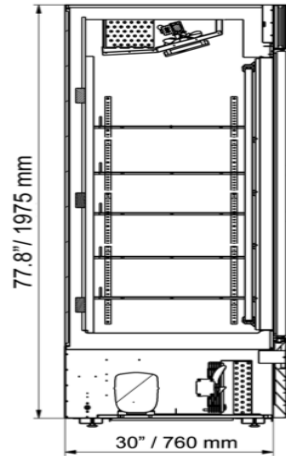
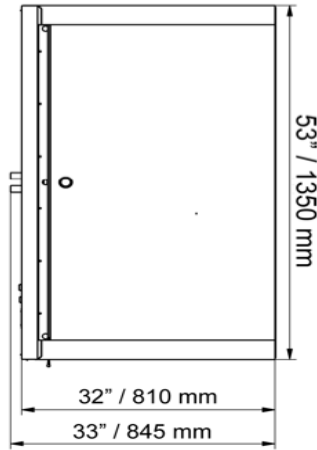


TECHNICAL DRAWING

Item: 50075

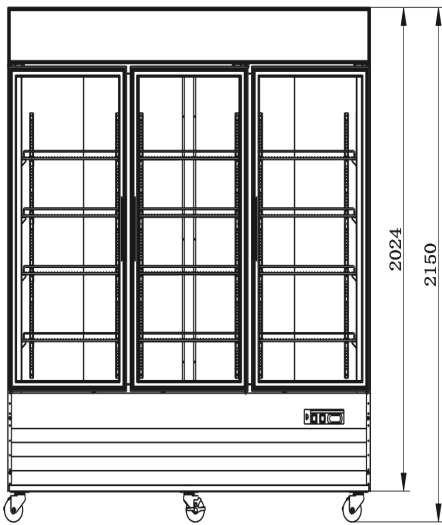


FRONT

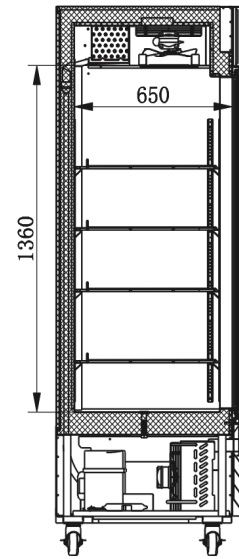
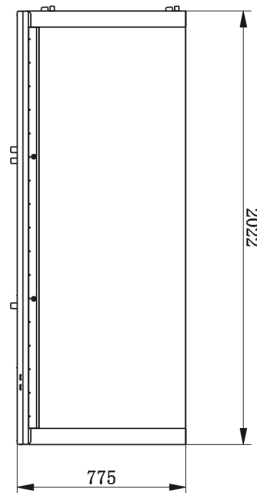


SIDE

Item: 50087



FRONT



SIDE