



SERVING THE FOOD INDUSTRY SINCE 1951

## Black Display Freezer, Glass Doors

ITEM: 51029 51030 51031 51075 51087  
 MODEL: FR-CN-0012-HC-BK FR-CN-0790-HC-BK FR-CN-1250-HC-BK FR-CN-0045-HC-BK FR-CN-0052-HC-BK



### Showcase your merchandise with reliable performance and durable quality.

Designed with both functionality and style, it offers a spacious interior and an attractive product display, making it an ideal choice for any store. The exterior is constructed from durable coated steel, while the interior features a sleek aluminum liner with a stainless steel floor for easy cleaning and long-lasting durability.

To maintain product freshness, the self-closing doors help preserve consistent internal temperatures, while bright, energy-efficient LED lighting ensures your items remain clearly visible and appealing to customers. Adjustable, heavy-duty PVC-coated shelves provide flexible storage solutions, and the automatic defrosting system ensures low-maintenance operation. For added convenience, casters allow for effortless mobility and easy placement wherever needed. Combining practicality, durability, and presentation, this freezer is built to perform and impress in any commercial setting.

#### FEATURES:

- Outside material: Coated steel
- Aluminum liner Interior
- Stainless steel floor
- Self-closing door
- LED lighting
- Adjustable heavy-duty PVC coated shelves
- Automatic defrosting
- With casters

Telephone: 1-800-465-0234

Fax: (905) 607-0234

Email: sales@omcan.com

Website: www.omcan.com



Authorized Dealer



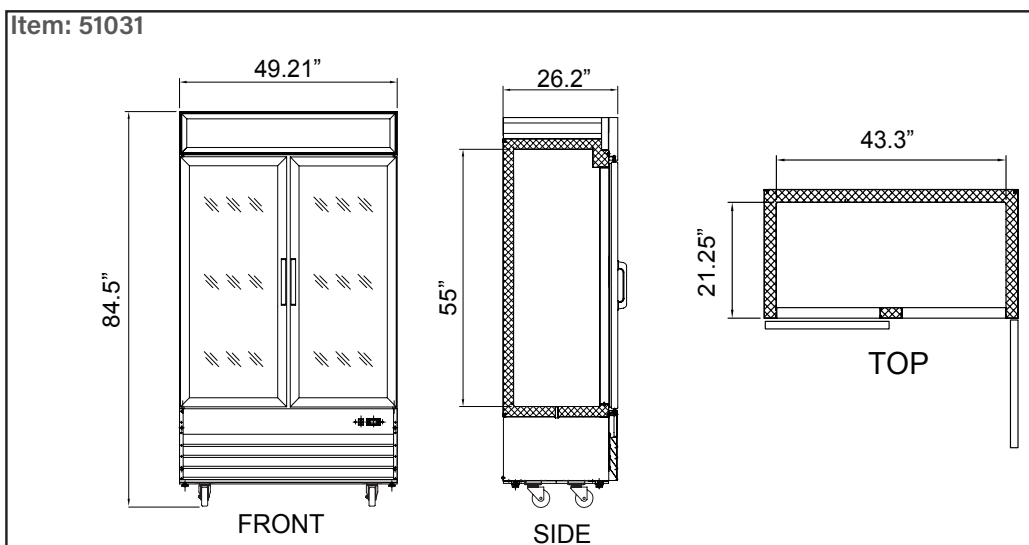
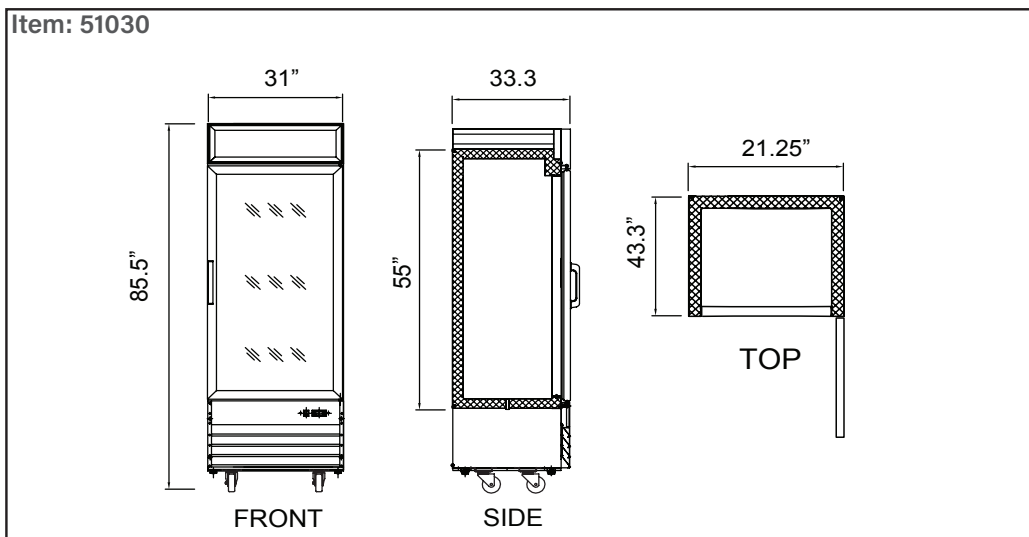
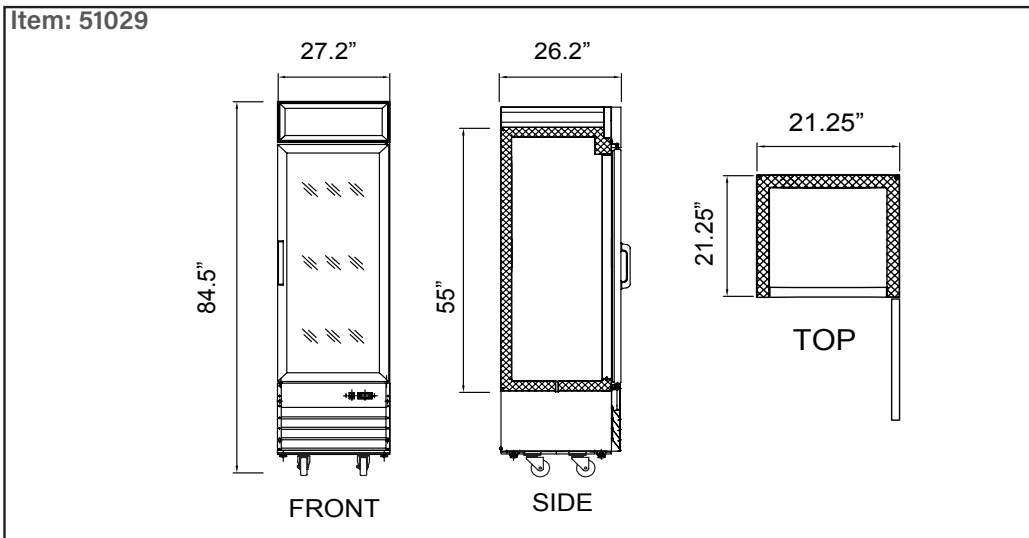
Made in China

(Version 2025.08)

Page 1 / 4

TECHNICAL SPECIFICATION					
Features	27" / 13 cu.ft./368 L	31" / 23 cu.ft./648 L	49" / 29 cu.ft./821 L	53" / 45 cu.ft./1270 L	80" / 52.3 cu.ft./1480 L
Item	51029	51030	51031	51075	51087
Model	FR-CN-0012-HC-BK	FR-CN-0790-HC-BK	FR-CN-1250-HC-BK	FR-CN-0045-HC-BK	FR-CN-0052-HC-BK
Colour	Black				
Capacity	13 cu. ft./ 368 L	23 cu. ft./ 648 L	29 cu. ft./ 821 L	45 cu. ft./ 1270 L	52.3 cu. ft./ 1480 L
Number of Doors	1 Swing Glass Door		2 Swing Glass Doors		3 Swing Glass Doors
Number of Shelves	4		8	10	12
Shelf Capacity	77 lbs / 35 kgs	88 lbs / 40 kgs	90 lbs / 41 kgs	95 lbs/ 43 kgs	194 lbs / 88 kgs
Electrical	110-120V / 60Hz / 1Ph				
Refrigerant	R290				
Shelf Material	Plastic Coated				
Exterior Material	Painted Coated Steel				
Interior Material	Aluminum Liner				
Insulation Material	C5H10				
Number of Casters	4	4	4	4	6
Power	3/4 HP	3/4 HP	3/4 HP	1 HP	2.6 HP
Current	8.8 A	9.4 A	9.4A	9.2 A	20 A
Temperature Range	-23 to -18°C / -10 to -0.4°F				-21.7 to -17.8°C / -7 to 0°F
Interior Dimensions (WDH)	21.3" x 19.3" x 55" / 541 x 490 x 1397 mm	25.2" x 28.3" x 62" / 640 x 720 x 1575 mm	43.3" x 19.3" x 55.1" / 1100 x 490 x 1400 mm	47" x 25" x 58" / 1204 x 635 x 1480 mm	73.5" x 23.6" x 59.7" / 1868 x 600 x 1517 mm
Net Weight	374 lbs / 170 kgs	506 lbs / 230 kgs	397 lbs / 180 kgs	573 lbs / 260 kgs	859.8 lbs / 390 kgs
Net Dimensions (WDH)	27.2" x 26.2" x 80.3" / 691 x 665 x 2040 mm	31" x 33" x 87" / 790 x 845 x 2210 mm	49.2" x 26.2" x 84.6" / 1250 x 665 x 2149 mm	53" x 32" x 79" / 1350 x 810 x 2015 mm	30.5" x 79.5" x 80.7" / 775 x 2020 x 2050 mm
Gross Weight	418 lbs / 190 kgs	550 lbs / 250 kgs	507 lbs / 230 kgs	551 lbs / 250 kgs	750 lbs / 340 kgs
Gross Dimensions (WDH)	30" x 30" x 87" / 760 x 760 x 2210 mm	34" x 37" x 89" / 860 x 945 x 2260 mm	52" x 30" x 89" / 1310 x 765 x 2260 mm	56" x 36" x 85" / 1420 x 905 x 2160 mm	82" x 34" x 81" / 2090 x 880 x 2060 mm
Plug Type	NEMA 5-15P				

## TECHNICAL DRAWING



## TECHNICAL DRAWING

