



SERVING THE FOOD INDUSTRY SINCE 1951

Refrigerated Sushi Showcases with Flat Glass

ITEM:	43492	44393	44394	44395
MODEL:	RS-CN-0044	RS-CN-0064	RS-CN-0084	RS-CN-0104



Keep your sushi fresh, delicious, and ready to serve while boosting visibility and sales.

Omcan's refrigerated sushi cases are ideal for displaying a variety of sushi while preserving freshness and presentation—perfect for sushi bars and restaurants. The unit features bright internal LED lighting and a front flat glass design that enhances product visibility. A digital temperature controller and display ensures precise temperature. Sliding rear doors provides convenient access while the direct cooling system delivers consistent performance. An additional non-refrigerated upper shelf offers extra storage, and GN pans can be ordered separately.

FEATURES:

- Brilliant Internal LED illumination
- Additional non-refrigerated upper shelf
- Digital temperature controller & display
- Front flat glass
- Sliding doors
- Direct cooling system
- GN pan can be ordered

Telephone: 1-800-465-0234


Fax: (905) 607-0234

Email: sales@omcan.com

Website: www.omcan.com



Authorized Dealer



Made in China

(Version 2025.07)

Page 1 / 3

TECHNICAL SPECIFICATION

Features	45" wide with 1.55 cu.ft. capacity	51" wide with 2.26 cu.ft. capacity	58" wide with 3 cu.ft. capacity	69" wide with 3.67 cu.ft. capacity
Item	43492	44393	44394	44395
Model	RS-CN-0044	RS-CN-0064	RS-CN-0084	RS-CN-0104
Capacity	1.55 cu.ft. / 44 L	2.26 cu.ft. / 64 L	2.96 cu.ft. / 84 L	3.67 cu.ft. / 104 L
Number of Doors	1 Sliding Door	1 Sliding Door	1 Sliding Door	1 Sliding Door
Number of Pans	4 x 1/3 GN	5 x 1/3 GN	6 x 1/3 GN	5 x 1/2 GN
Lamp Power	3.2 W			5.8 W
Refrigerant	R134a	R290	R134a	R134a
Current	1.6 A			
Power	180 W			
Temperature Range	12 to 0°C / 54 to 32°F			
Electrical	110V / 60Hz / 1Ph			
Injection	35g			
Plug Type	NEMA 5-15P			
Shelf Dimensions	29.1" x 7.9" / 740 X 200 mm	36.1" x 7.9" / 916 x 200 mm	43" x 7.9" / 1092 x 200 mm	53.7" x 7.9" / 1363 x 200 mm
Interior Dimensions (WDH)	29" x 14" x 11" / 744 x 350 x 284 mm	36" x 14" x 11" / 920 x 350 x 284 mm	43" x 14" x 11" / 1096 x 350 x 284 mm	54" x 14" x 11" / 1366 x 350 x 284 mm
Net Weight	86 lbs / 39 kgs	94.8 lbs/ 43 kgs	103.6 lbs/ 47 kgs	116.8 lbs/ 53 kgs
Net Dimensions (WDH)	44.5" x 15.6" x 14.8" / 1131 x 395 x 375 mm	51.4" x 15.6" x 14.8" / 1307 x 395 x 375 mm	58.4" x 15.6" x 14.8" / 1483 x 395 x 375 mm	69.1" x 15.6" x 14.8" / 1754 x 395 x 375 mm
Gross Weight	92.6 lbs / 42 kgs	101.4 lbs/ 46 kgs	110.2 lbs/ 50 kgs	125.7 lbs / 57 kgs
Gross Dimensions (WDH)	46.7" x 18.3" x 17" / 1187 x 465 x 430 mm	53.7" x 18.3" x 17" / 1363 x 465 x 430 mm	60.6" x 18.3" x 17" / 1539 x 465 x 430 mm	71.3" x 18.3" x 17" / 1810 x 465 x 430 mm

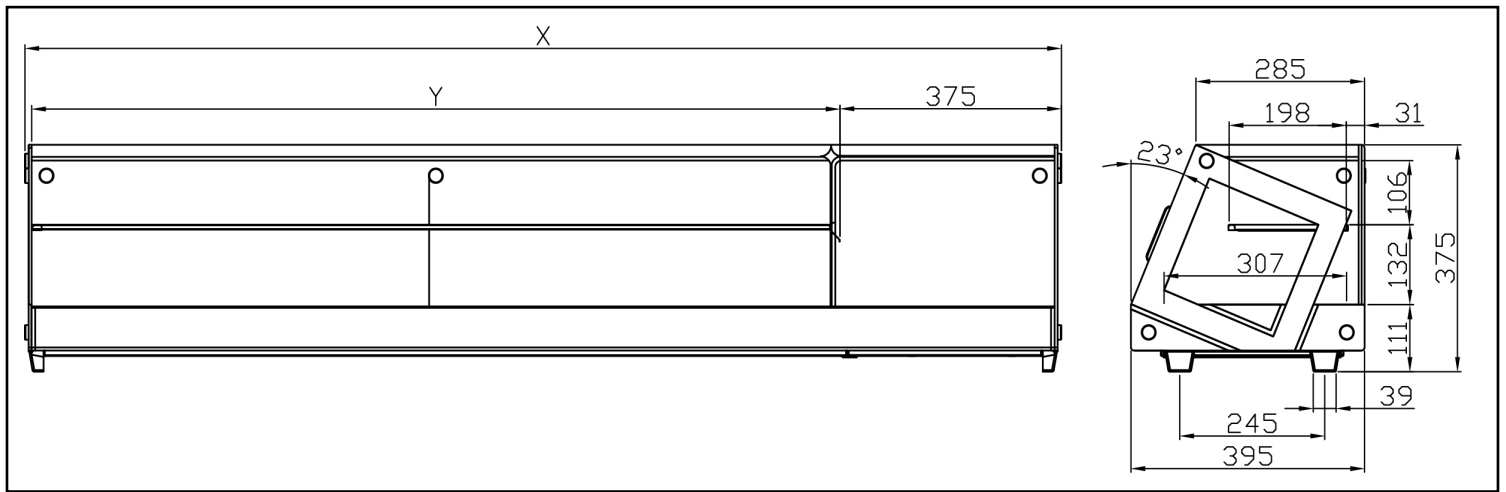


FRONT VIEW

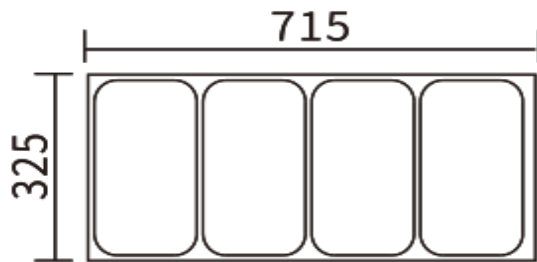


BACK VIEW

TECHNICAL DRAWING

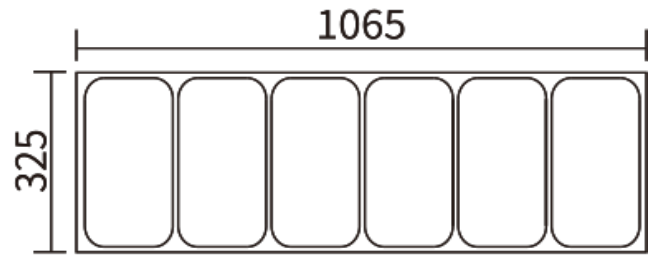


Item: 43492 / 45" / 1.55 cu.ft. / 44 L



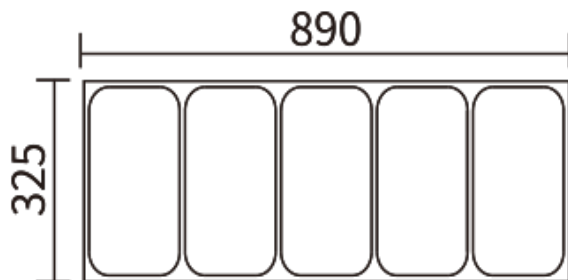
4x1/3 GN plate

Item: 44394 / 58" / 2.96 cu.ft. / 84 L




6x1/3 GN plate

Item: 44393 / 51" / 2.26 cu.ft. / 64 L



5x1/3 GN plate

Item: 44395 / 69" / 3.67 cu.ft. / 104 L



5x1/2 GN plate