



SERVING THE FOOD INDUSTRY SINCE 1951

Square Glass Countertop Refrigerated Showcases

ITEM:	47107	47424	47278	47279
MODEL:	RS-CN-0120-5	RS-CN-0202-5	RS-CN-0160-5	RS-CN-0202-5



47107 - 28 Inch



47278 - 35 Inch



47279 - 48 Inch



47424- 60 Inch

Attractively display food merchandise and boost impulse sales.

Display your products brilliantly with our Square Glass Countertop Refrigerated Showcase. The glass display offers a full 360° view, giving customers a clear look at your refrigerated products from every angle.

With its large capacity, this unit is ideal for busy stores, allowing you to store and showcase a wide variety of items at once. It uses eco-friendly R290 refrigerant and features a digital temperature controller with lighting control to keep your products perfectly chilled and illuminated.

FEATURES:

- Brilliant Internal LED illumination
- Digital temperature controller & display
- Adjustable chrome plated shelves
- 4 sides double glass
- Front flat glass
- Rear Sliding doors
- Maintenance free condenser
- Ventilated cooling system
- Automatic defrost
- Stainless steel

Telephone: 1-800-465-0234


Fax: (905) 607-0234

Email: sales@omcan.com

Website: www.omcan.com



Authorized Dealer



Made in China

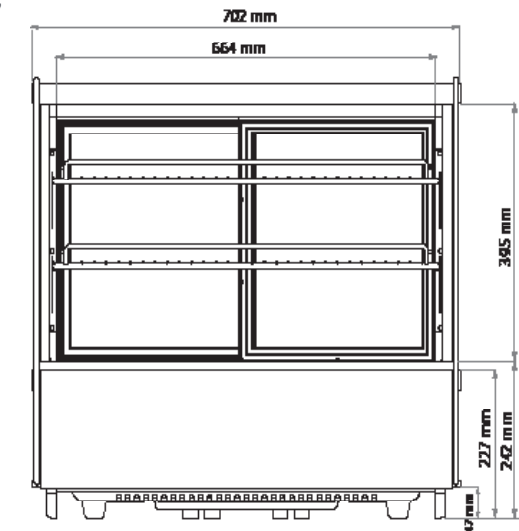
(Version 2025.07)

Page 1 / 4

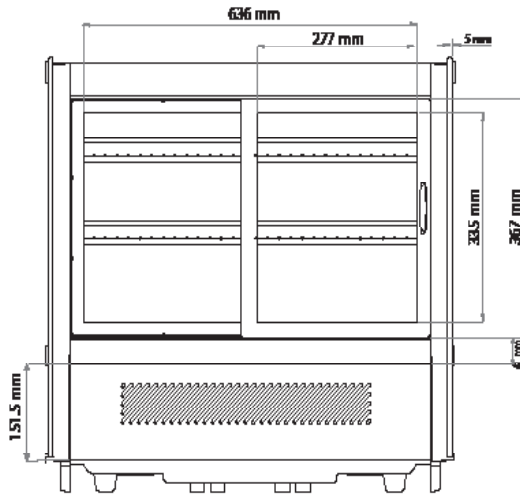
TECHNICAL SPECIFICATION				
Features	28"- 120 L Refrigerated Square Glass Showcase	35"- 160 L Refrigerated Square Glass Showcase	48"- 202 L Refrigerated Square Glass Showcase	60"- 252 L Refrigerated Square Glass Showcase
Item:	47107	47278	47279	47424
Model:	RS-CN-0120-5	RS-CN-0160-5	RS-CN-0202-5	FR-CN-0012-HC-BK
Capacity:	120L / 4.2 cu. ft.	160L / 5.65 cu.ft.	202L / 7.13 cu.ft.	252 L/ 8.89 cu.ft.
Power:	300 W	300 W	400 W	460 W
Lamp Power:	3.2W	3.2W	3.2W	10 W
Current:	2.7 A	3 A	3.9 A	5 A
Shelf Capacity:	33 lbs / 15 kgs	33 lbs / 15 kgs	33 lbs / 15 kgs	55.1 lbs/ 25 kgs
Shelf Dimensions:	25" x 13.2" / 636 x 335 mm 25" x 14.4" / 636 x 367 mm	32" x 13.2" / 813 x 335 mm 32" x 14.4" / 813 x 367 mm	45.5" x 13.2" / 1156 x 335 mm 45.5" x 14.4" / 1156 x 367 mm	57.5" x 14.5" / 1461 x 368 mm 57.5" x 12.6" / 1461 x 320 mm
Interior Dimensions:	26.1" x 19.4" x 16.1" / 664 x 494 x 409 mm	32.8" x 19.4" x 16.1" / 833 x 494 x 409 mm	46.1" x 19.4" x 16.1" / 1172 x 494 x 409 mm	59" x 19" x 24" / 1488 x 486 x 610 mm
Plug Type:	NEMA 5-15P			
Electrical:	110V / 60Hz / 1Ph			
Temperature Range:	0 - 12°C / 32 - 53.6°F			
Refrigerant:	R290			
Net Weight:	125.7 lbs / 57 kgs	145.5 lbs / 66 kgs	198 lbs / 90 kgs	255.7 lbs / 116 kgs
Net Dimensions (WDH):	27.6" x 22.4" x 27" / 702 x 568 x 686 mm	34.6" x 22.4" x 27" / 880 x 568 x 686 mm	48" x 22.4" x 27" / 1219 x 568 x 686 mm	60" x 22.4" x 27" / 1524 x 568 x 686 mm
Gross Weight:	132.3 lbs / 60 kgs	153.2 lbs / 69.5 kgs	207 lbs / 94 kgs	297.6 lbs / 135 kgs
Gross Dimensions (WDH):	30.4" x 24.7" x 29" / 773 x 627 x 735 mm	37.4" x 24.7" x 29" / 951 x 627 x 735 mm	50.8" x 24.7" x 29" / 1290 x 627 x 735 mm	62.8" x 24.7" x 29" / 1595 x 627 x 735 mm

TECHNICAL DRAWING

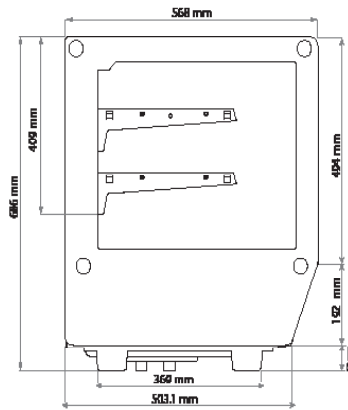
Item: 47107



FRONT VIEW

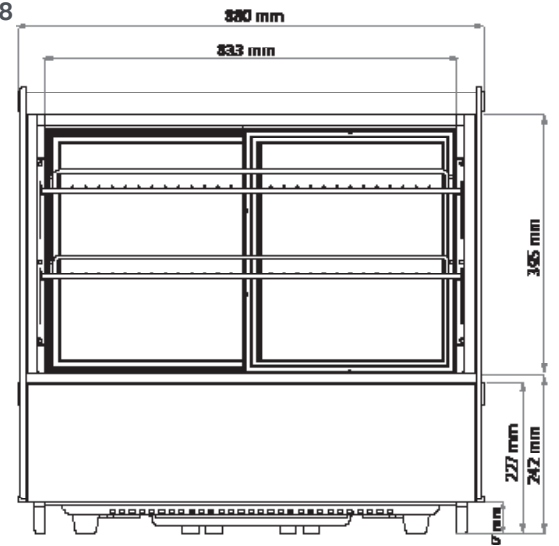


BACK VIEW

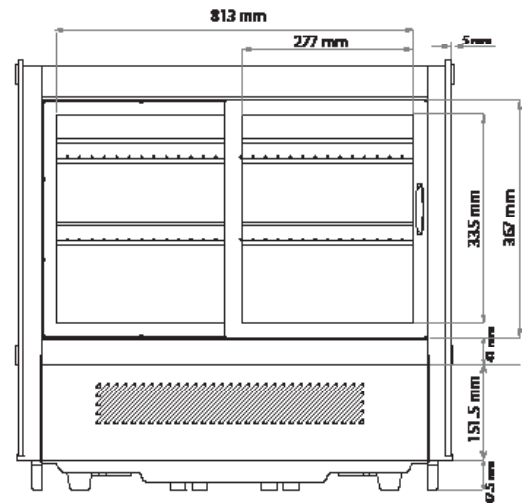


SIDE VIEW

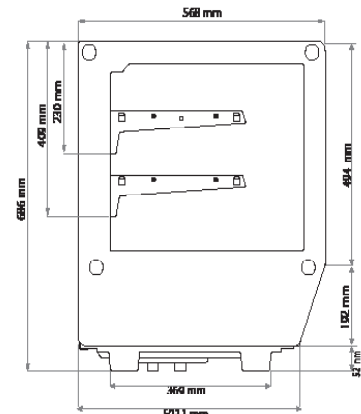
Item: 47278



FRONT VIEW



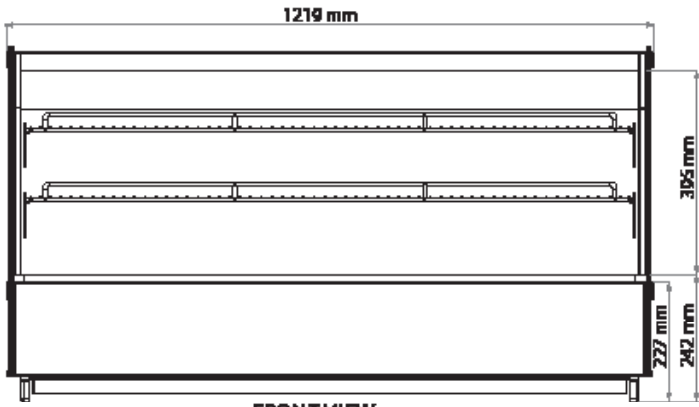
BACK VIEW



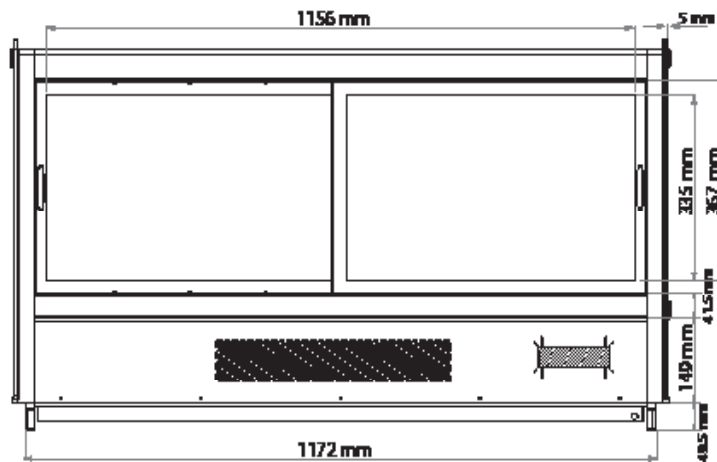
SIDE VIEW

TECHNICAL DRAWING

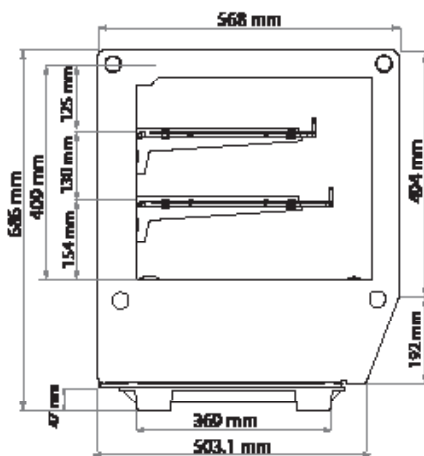
Item: 47279



FRONT VIEW

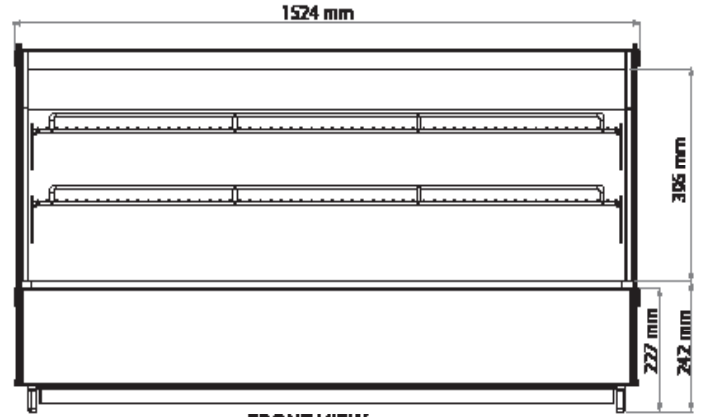


BACK VIEW

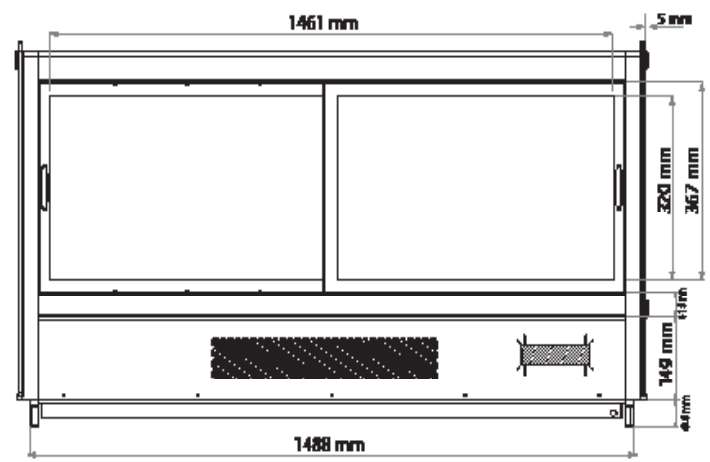


SIDE VIEW

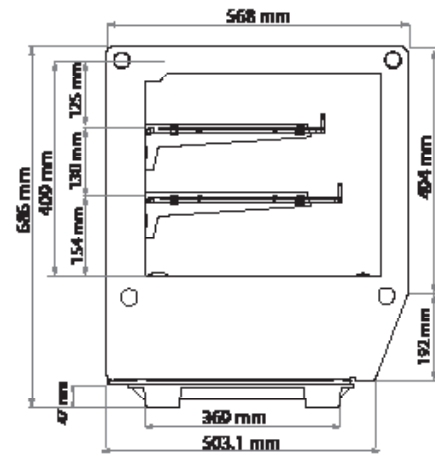
Item: 47424



FRONT VIEW



BACK VIEW



SIDE VIEW